



SERVING THE FOOD INDUSTRY SINCE 1951

Reach-In Freezer, Solid Door, Stainless Steel

ITEM:	50023	50025	50027
MODEL:	FR-CN-0737-HC	FR-CN-1372-HC	FR-CN-2057-HC



FEATURES:

- **Digital temperature control and LCD display** make it a breeze to adjust and monitor the temperature settings, ensuring that your perishable items are kept in the ideal conditions for freshness.
- **Stainless steel design** not only enhances the professional aesthetic of your kitchen but also guarantees durability and easy maintenance, making them a practical investment for the long run.
- **Self-closing doors** not only enhance the user experience but also help maintain the temperature inside the freezer, ensuring that your items stay frozen at optimal levels.
- **Heavy-duty casters with brakes** make it easy to move the unit for cleaning, ensuring the area under and around the freezer stays clear of any kitchen wet floors.
- **Adjustable heavy-duty PVC-coated shelves** offer a versatile and durable storage solution for all your needs.
- **Automatic defrost** ensures minimal maintenance, allowing you to focus on your culinary creations without worrying about ice buildup.
- **Interior lighting** illuminates the contents of the freezer, making it easy to locate items quickly and efficiently.
- **Cyclopentane Insulation material** excels in temperature retention, ensuring that your food stays at the perfect temperature for longer periods.
- **The ventilated cooling system** guarantees even cooling throughout the freezer, keeping your food fresh and ready to serve at a moment's notice.

Top-tier commercial Reach-in Freezers crafted to deliver peak performance & efficiency.

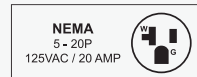

This commercial Reach-in Freezer offers ample frozen storage for businesses like restaurants, cafes, and bakeries, ensuring ingredients stay fresh and ready for use. It's a reliable investment for efficient food storage.

Telephone: 1-800-465-0234

Fax: (905) 607-0234

Email: sales@omcan.com

Website: www.omcan.com



Authorized Dealer

(Version 2024.7)

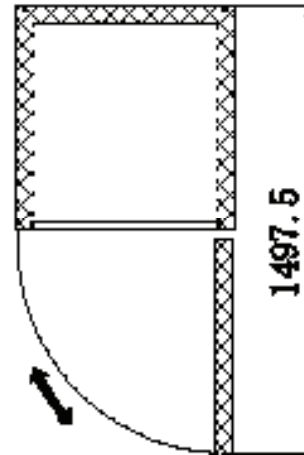

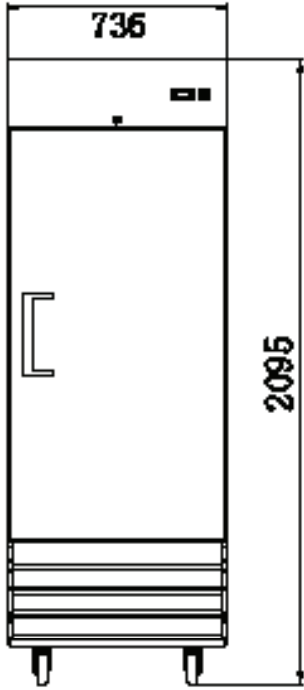
Page 1 / 4

TECHNICAL SPECIFICATION

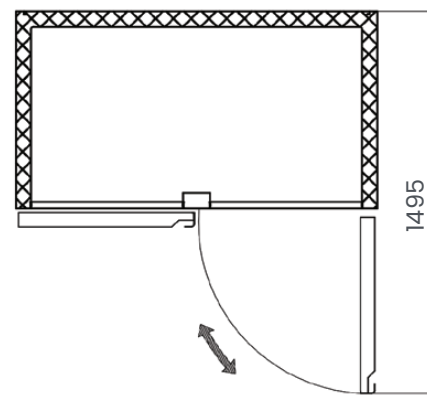
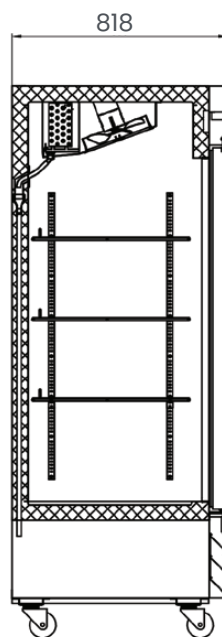
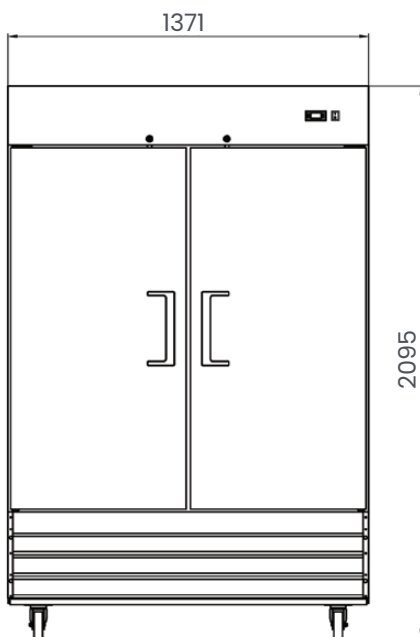
Features	29" wide with 23 cu.ft. capacity	54" wide with 47 cu.ft. capacity	81" wide with 72 cu.ft. capacity
Item	50023	50025	50027
Model	FR-CN-0737-HC	FR-CN-1372-HC	FR-CN-2057-HC
Capacity	23 cu. ft. (650 L)	47 cu.ft. (1331 L)	72 cu.ft. (2040 L)
Number of Doors	1 Swing Door - Solid Door	2 Swing Doors - Solid Door	3 Swing Doors - Solid Door
Self-Closing Door	Yes		
Number of Shelves	3	6	9
Shelf Capacity (kg/pc)	59.5 lb. (27 kg.)	90 lb. (41 kg.)	61.7 lb. (28 kg.)
Shelf Material	Plastic Coated		
Number of Casters	Yes (4)		
Power	456 W	780 W	1 1/4 HP
Amps	4.9A	8.5A	12A
Electrical	110-120V / 60Hz / 1Ph		
Temperature Controller	Digital		
Temperature Range	-22.2 to -17.8°C (-8 to 0°F)		
Refrigerant	R290		
Insulation Material	Cyclopentane		
Cooling System	Ventilated		
Defrosting	Automatic		
Interior Dimensions (WDH)	24.4" x 27.1" x 53.5" (620 x 688 x 1360 mm)	49.4" x 27.1" x 53.5" (1255 x 688 x 1360 mm)	76.3" x 27.1" x 60.2" (1938 x 688 x 1530 mm)
Net Weight	282.2 lb. (128 kg.)	447.5 lb. (203 kg.)	674.6 lb. (306 kg.)
Net Dimensions (WDH)	29" x 32.2" x 82.5" (736 x 818 x 2095 mm)	54" x 32.2" x 82.5" (1371 x 818 x 2095 mm)	80.9" x 32.2" x 82.5" (2054 x 818 x 2095 mm)
Gross Weight	322 lb. (146 kg.)	531 lb. (241 kg.)	765 lb. (347 kg.)
Gross Dimensions (WDH)	31" x 35" x 85" (770 x 890 x 2160 mm)	57" x 35" x 85" (1435 x 890 x 2160 mm)	84" x 35" x 85" (2120 x 890 x 2160 mm)
Plug Type	NEMA 5-20P		

* This equipment is intended for indoor environment using where ambient temperature do not exceed 24°C(75°F) & 55% relative humidity

TECHNICAL DRAWING (measurements are in mm)

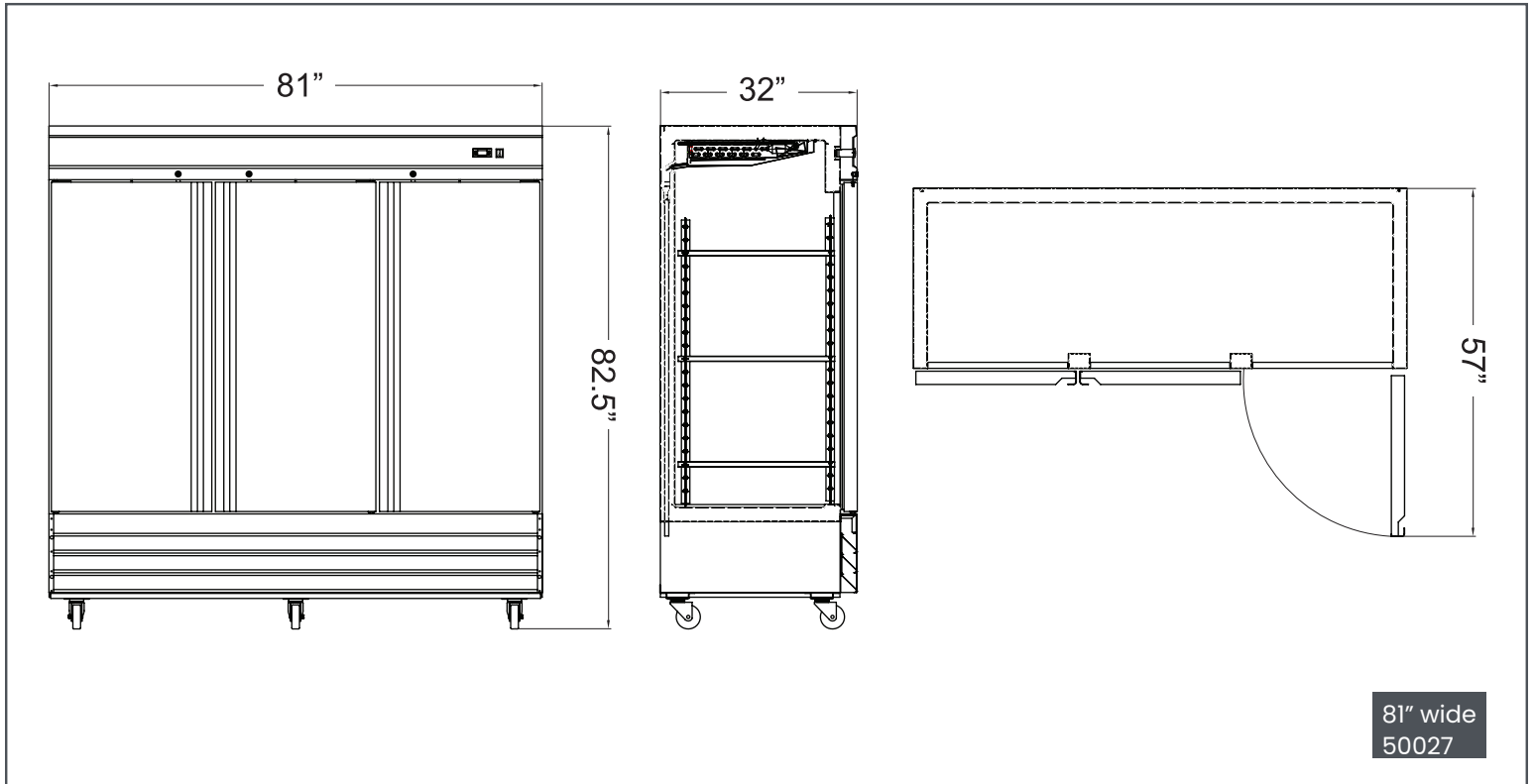


29" wide
59023



54" wide
59025

TECHNICAL DRAWING (measurements are in inches)



DETAIL SHOTS

